

The Gearchem pumps are designed for continuous on duty use. They are constructed out of the strongest material available to provide superior chemical resistance and assure long life. Designed to handle a variety of process liquids including liquefied gasses, the G2, GA2, and GC2 can handle highly viscous fluids to very thin, clear, non-abrasive fluids. Typically employed to transfer fluids, they are equally advantageous in metering fluids because of their consistency.

Key Features

- Gearchem pumps offer laminar flows for consistent, continuous and measurable transfer of liquids.
- Fully inline serviceable. Do not need to disconnect from piping.
- Self-priming and bi-directional
- Closed running and operating clearance evacuate air from the suction piping
- Can handle clear lubricating and non-lubricating fluids including hydrocarbons and polymers
- Variety of gears available and easily convertible to satisfy different service conditions
- All gear materials are non-sparking for use with hazardous fluids
- Internal sleeve type bearings are lubricated by process fluid eliminating the need for periodic lubrication maintenance and prevents contamination of external lubrication materials
- Three types of seals and two packing arrangements available

Operating Benefits

- Simplified maintenance due to quick disassembly
- Do not require periodic lubrication, since the pumped fluid provides the necessary lubrication and cooling.
- Possibility of contamination of pumped fluid is eliminated
- Bi-directional for easy installation
- Dual purposed: can be used as either a transfer pump or a metering pump
- Handles a variety of fluids and viscosities
- Has superior chemical resistance



Aftermarket & Accessory Offerings

- KOPkit®
- Bolt-on Heating/Cooling jackets
- Pressure Relief Valves
- Back Pressure Diaphragm Valves
- Base-Mounted Units
- Close-Coupled Units

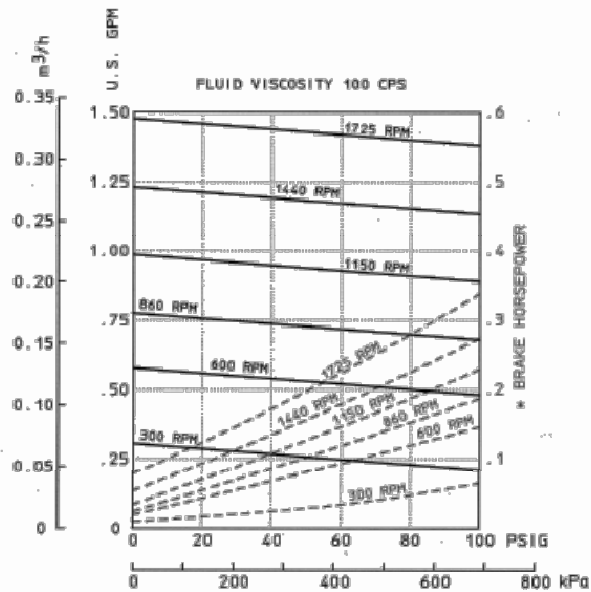
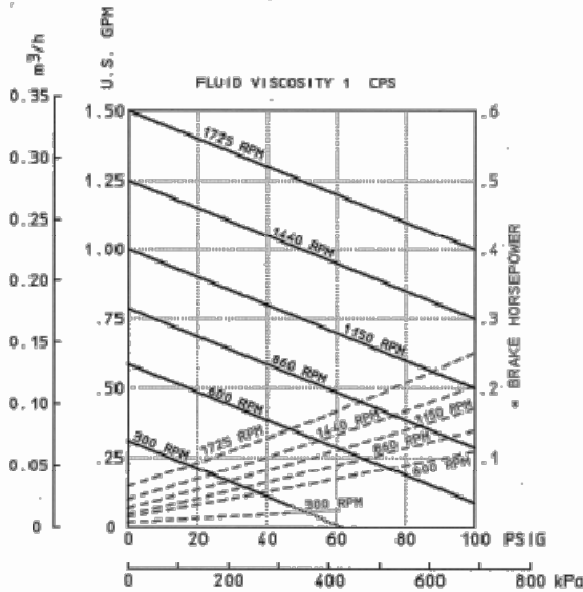


ECO Gearchem® Series 2

External Spur Gear Pump

ECO Gearchem® Series 2

Typical Performance



Engineering Data

Casing/Housings: 316SSL, 316 SS, Alloy C, Alloy 20

Drive/Idler Gears: 316SSL, 316 SS, Alloy C, Alloy 20

Shafts: 316SSL, 316 SS, Alloy C, Alloy 20

Bearings: Carbon 72, Carbon 92, Glass-filled PTFE, Silicon Carbide

Bearing Type: Internal Sleeve

Wearplate: Carbon 72

Bearing Lubrication: By pumped fluid

Packing Arrangements: Standard or lantern ring

Mechanical Seals: Single internal or double seals to 175 psi. Single external seal to 50 psi.

Port Size and Type: .25" NPT or BSPT, .5" 150# ANSI Flange

Direction of Rotation: Bi-directional

Theoretical Displacement: .108 gal/100 rev (4.10cc/rev)

Drive Shaft Diameter: 0.375"

Maximum Allowable Working Pressure: 200 psig

Maximum Differential Pressure: 175 psi (12 bar)

Minimum System Pressure: .1mm Hg (abs)

Maximum Speed: 1725 rpm

Maximum Viscosity: 100,000 cPS

Maximum Fluid Temperature: 450°F (232°C)

Minimum Fluid Temperature: -100°F (-73°C)

Fluid pH range: 0-14

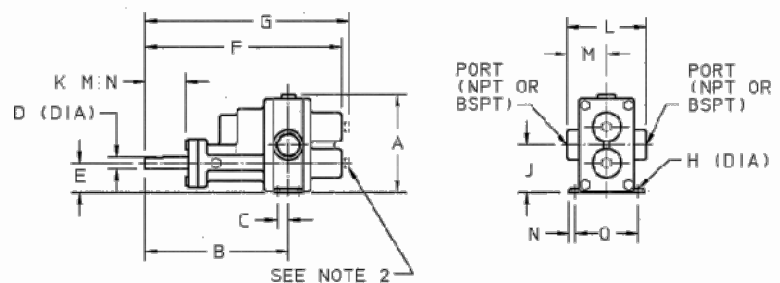
Approximate Weight: 4.2 lbs. (1.9kg) pump only

Custom Engineered Designs

- Bearing flush plugs
- Housing vent port
- Bolt-on Heating/cooling jackets
- Pressure relief valves
- Backpressure valves

Dimensions

Model	Ports	A	B	C	D	E	F	G	H	J	K MIN	L	M	N	O
GA2	.25	2.88	5.7	--	38	0.88	7.32	7.63	0.29	1.38	1.07	2.88	1.44	0.25	3
		73.0	144.8	--	9.5	22.2	185.9	193.7	7.4	34.9	27.2	73	36.5	6.4	76.2



- NOTES: 1. SUCTION AND DISCHARGE PORTS ARE DEPENDENT UPON ROTATION.
2. BEARING FLUSH PLUGS (.12 N.P.T.) ARE OPTIONAL.
3. ALL DIMENSIONS ARE IN INCHES.

pulsafeeder.com



2883 Brighton Henrietta Townline Road

Rochester, NY 14623

Phone: ++1 (585) 292-8000

Fax: ++1 (585) 424-5619

An ISO 9001 Certified Company



ECG022 0225